


# Managing wordpress with Plesk & LXD



**Ikhwan Alfath Nurul Fathony**

 [ikhwan.alfath@uii.ac.id](mailto:ikhwan.alfath@uii.ac.id)  
Site Reliable Engineer and Tech Enthusiast  
Badan Sistem Informasi

# بِسْمِ اللَّهِ الرَّحْمَنِ الرَّحِيمِ

Keutamaan Menuntut Ilmu pada Al-Qur'an surat Al-Mujadalah ayat 11 :

يَرْفَعُ اللَّهُ الَّذِينَ ءَامَنُوا مِنْكُمْ وَالَّذِينَ أُوتُوا الْعِلْمَ دَرَجَاتٍ  
وَاللَّهُ بِمَا تَعْمَلُونَ خَبِيرٌ ﴿١١﴾

Allah akan meninggikan orang-orang yang beriman di antara kamu dan orang-orang yang diberikan ilmu pengetahuan beberapa derajat.

“Barang siapa yang menempuh suatu jalan dalam rangka menuntut ilmu maka Allah akan memudahkan baginya jalan menuju surga,” (HR. Muslim)

# Personal Website?

Does anyone have a personal website?



# Access to Plesk UII?

Does anyone can access to plesk uii?



Can you help me to provide access Plesk

# plesk

**Plesk** is a commercial **web hosting platform** with a control panel that allows a server administrator to set up new websites, reseller accounts, e-mail accounts and DNS entries through a web-based interface.





**cPanel & WHM** is an online **Linux-based web hosting control panel** that provides a **graphical interface** (GUI) and automation tools designed to simplify the process of hosting a **web site** to the website owner or the "**end user**". cPanel & WHM utilizes a three-tier structure that provides capabilities for administrators, resellers, and end-user website owners to control the various aspects of website and **server** administration through a standard **web browser**.



plesk vs

cPanel®

Grand New Avanza



Great New Xenia



# Why plesk?

Plesk has several software packs that are not part of the main Plesk code base. These extensions are designed to fully interact with Plesk, and they include: [\[13\]](#)

- Plesk Security Advisor
- WordPress Toolkit
- SEO Toolkit
- WordPress Pack
- KernelCare
- Uptime Robot
- Grafana Monitoring
- Docker Support
- Acronis Backup
- Servershield by CloudFlare



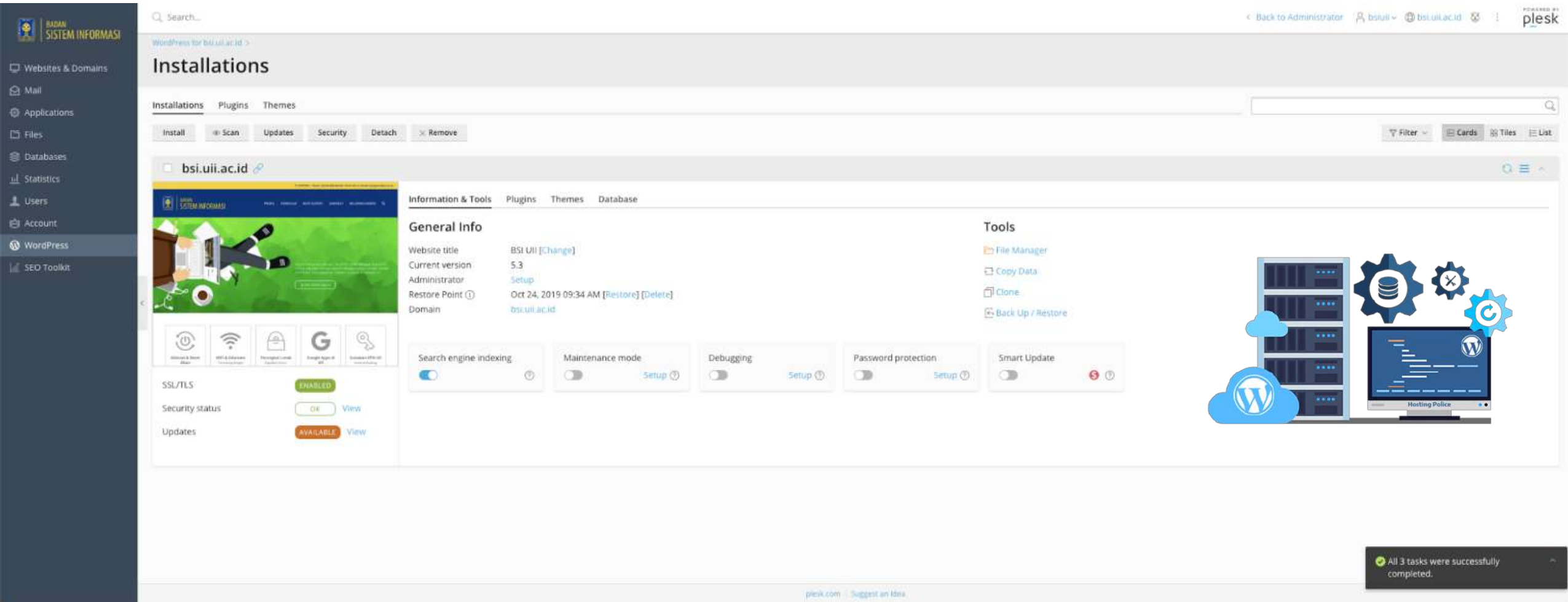
# Why security is important?

## Analogy

fish as a website  
pool as plesk



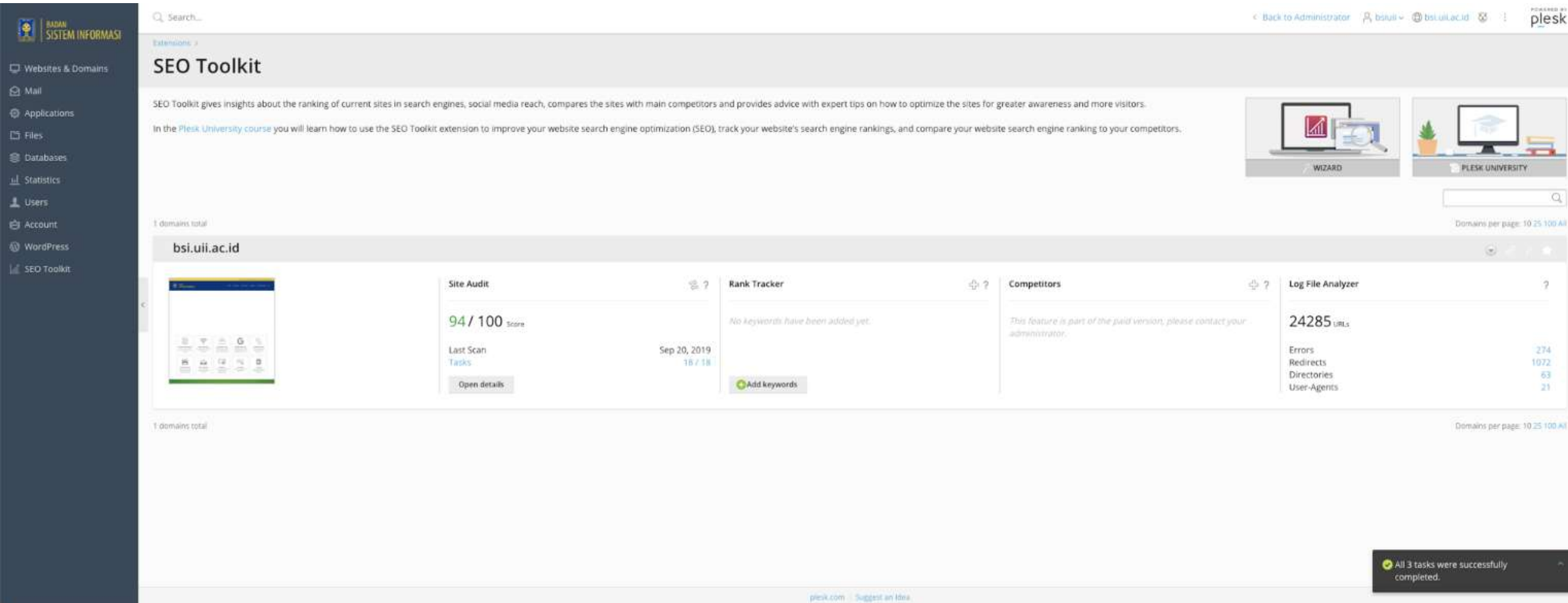
# WordPress Toolkit on Plesk



The screenshot displays the Plesk WordPress Toolkit interface for the domain `bsi.uii.ac.id`. The interface is organized into several sections:

- Left Sidebar:** Contains navigation options for Websites & Domains, Mail, Applications, Files, Databases, Statistics, Users, Account, WordPress, and SEO Toolkit.
- Top Bar:** Includes a search field, navigation links like "Back to Administrator", and the Plesk logo.
- Installations Section:** Shows a list of installed sites with a search bar and filter options (Filter, Cards, Tiles, List).
- WordPress Toolkit for bsi.uii.ac.id:**
  - General Info:** Displays website title (BSI UII), current version (5.3), administrator, restore point (Oct 24, 2019 09:34 AM), and domain (bsi.uii.ac.id).
  - Tools:** Offers actions such as File Manager, Copy Data, Clone, and Back Up / Restore.
  - Configuration Toggles:** Includes Search engine indexing, Maintenance mode, Debugging, Password protection, and Smart Update.
  - System Status:** Shows SSL/TLS (ENABLED), Security status (OK), and Updates (AVAILABLE).
- Right Panel:** Features an illustration of server racks and a laptop with a WordPress logo.
- Bottom Right:** A notification box states "All 3 tasks were successfully completed."

# SEO Toolkit & Simplifikasi domain uii



Search...

Back to Administrator bsiuui bsi.uii.ac.id PLESK

Extensions >

## SEO Toolkit


SEO Toolkit gives insights about the ranking of current sites in search engines, social media reach, compares the sites with main competitors and provides advice with expert tips on how to optimize the sites for greater awareness and more visitors.

In the [Plesk University course](#) you will learn how to use the SEO Toolkit extension to improve your website search engine optimization (SEO), track your website's search engine rankings, and compare your website search engine ranking to your competitors.

WIZARD PLESK UNIVERSITY

1 domains total Domains per page: 10 25 100 All

### bsi.uii.ac.id



#### Site Audit

94 / 100 Score

Last Scan: Sep 20, 2019

Tasks: 16 / 18

Open details

#### Rank Tracker

No keywords have been added yet.

Add keywords

#### Competitors

This feature is part of the paid version, please contact your administrator.

#### Log File Analyzer

24285 URLs

Errors	274
Redirects	1072
Directories	63
User-Agents	21

1 domains total Domains per page: 10 25 100 All

All 3 tasks were successfully completed.

plesk.com Suggest an Idea

# SEO Toolkit & Simplifikasi domain uii

how to summarize 300 domains to 150 uii.ac.id domains

DNS management for **uii.ac.id**

+ Add record

Advanced

Type	Name			
LB	cloud-api.uii.ac.id	<a href="#">Manage in Traffic app</a>		
LB	gateway.uii.ac.id			
Type	Name	Content	TTL	Proxy status
A	pkbh	103.220.113.20	Auto	Proxied <span style="float: right;">✕</span>
A	portofolio.fit	103.220.113.20	Auto	DNS only <span style="float: right;">✕</span>
A	psg	103.220.113.20	Auto	Proxied <span style="float: right;">✕</span>
A	psimed.fit	103.220.113.20	Auto	DNS only <span style="float: right;">✕</span>
A	pski	103.220.113.20	Auto	Proxied <span style="float: right;">✕</span>
A	psl	103.220.113.20	Auto	Proxied <span style="float: right;">✕</span>
A	pubg.industrial	103.220.113.20	Auto	DNS only <span style="float: right;">✕</span>

Example:

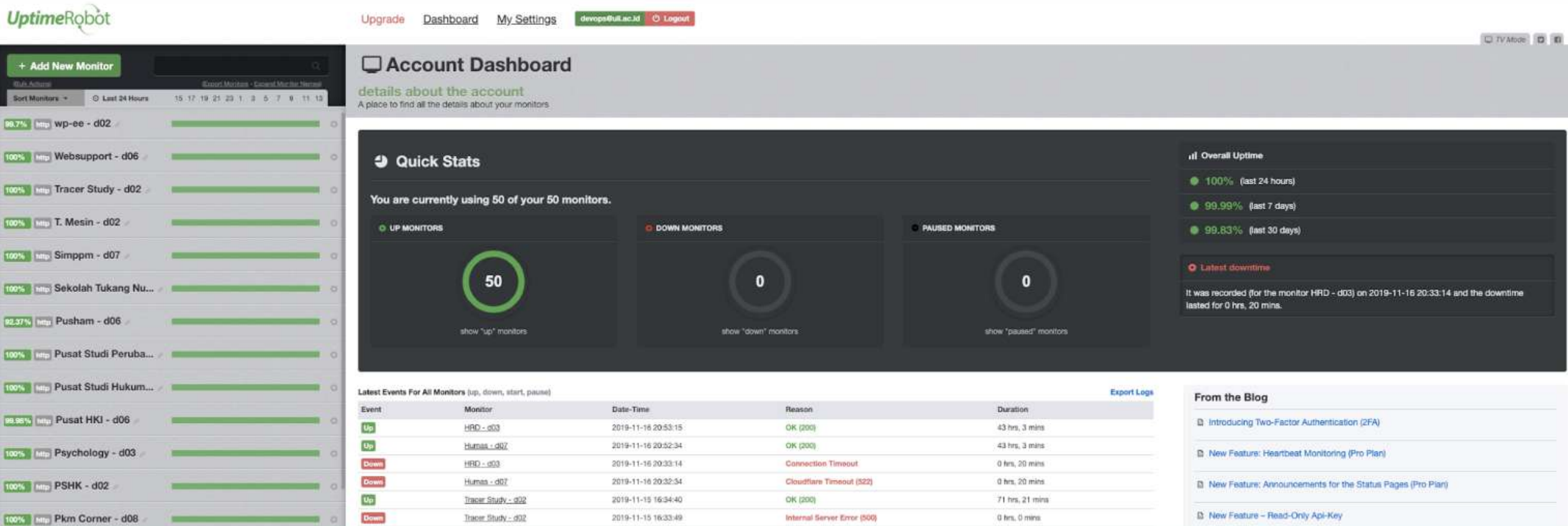
<https://fit.uii.ac.id/ruang/>

<https://fit.uii.ac.id/nilai/>

etc.

# Uptime Monitoring

## UptimeRobot alerting if website down



**UptimeRobot** Upgrade Dashboard My Settings devops@uii.ac.id Logout

**Account Dashboard**  
details about the account  
A place to find all the details about your monitors.

**Quick Stats**  
You are currently using 50 of your 50 monitors.

- UP MONITORS: 50
- DOWN MONITORS: 0
- PAUSED MONITORS: 0

**Overall Uptime**

- 100% (last 24 hours)
- 99.99% (last 7 days)
- 99.83% (last 30 days)

**Latest downtime**  
It was recorded (for the monitor HRD - d03) on 2019-11-16 20:33:14 and the downtime lasted for 0 hrs, 20 mins.

**Latest Events For All Monitors** (up, down, start, pause) [Export Logs](#)

Event	Monitor	Date-Time	Reason	Duration
Up	HRD - d03	2019-11-16 20:53:15	OK (200)	43 hrs, 3 mins
Up	Humas - d02	2019-11-16 20:52:34	OK (200)	43 hrs, 3 mins
Down	HRD - d03	2019-11-16 20:33:14	Connection Timeout	0 hrs, 20 mins
Down	Humas - d02	2019-11-16 20:32:34	Cloudflare Timeout (522)	0 hrs, 20 mins
Up	Tracer Study - d02	2019-11-15 16:34:40	OK (200)	71 hrs, 21 mins
Down	Tracer Study - d02	2019-11-15 16:33:49	Internal Server Error (500)	0 hrs, 0 mins

**From the Blog**

- Introducing Two-Factor Authentication (2FA)
- New Feature: Heartbeat Monitoring (Pro Plan)
- New Feature: Announcements for the Status Pages (Pro Plan)
- New Feature – Read-Only Api-Key

# Autobackup incremental

Q Search...


ikhwan.alfath

plesk


Total backups: 48, size: 699 G

Pages: First << 1 2 >> Last


	S	Creation date	Comments	System notes
<input type="checkbox"/>	✓	Nov 18, 2019 12:00 AM		Incremental.
<input type="checkbox"/>	✓	Nov 18, 2019 12:00 AM	Scheduled Backup. All configuration and content.	Incremental.
<input type="checkbox"/>	✓	Nov 17, 2019 11:00 AM		Incremental.
<input type="checkbox"/>	✓	Nov 17, 2019 11:00 AM	Scheduled Backup. All configuration and content.	Incremental.
<input type="checkbox"/>	!	Nov 16, 2019 12:00 AM	Scheduled Backup. All configuration and content.	Incremental.
<input type="checkbox"/>	✓	Nov 16, 2019 12:00 AM		Incremental.
<input type="checkbox"/>	✓	Nov 15, 2019 12:00 AM		Incremental.
<input type="checkbox"/>	!	Nov 15, 2019 12:00 AM	Scheduled Backup. All configuration and content.	Incremental.
<input type="checkbox"/>	✓	Nov 14, 2019 12:00 AM	Scheduled Backup. All configuration and content.	Incremental.
<input type="checkbox"/>	✓	Nov 14, 2019 12:00 AM		Incremental.
<input type="checkbox"/>	✓	Nov 13, 2019 12:00 AM		Incremental.
<input type="checkbox"/>	!	Nov 13, 2019 12:00 AM	Scheduled Backup. All configuration and content.	Incremental.
<input type="checkbox"/>	✓	Nov 12, 2019 12:00 AM		Incremental.
<input type="checkbox"/>	✓	Nov 12, 2019 12:00 AM	Scheduled Backup. All configuration and content.	Incremental.
<input type="checkbox"/>	✓	Nov 11, 2019 12:00 AM		Incremental.
<input type="checkbox"/>	✓	Nov 11, 2019 12:00 AM	Scheduled Backup. All configuration and content.	Incremental.
<input type="checkbox"/>	✓	Nov 10, 2019 12:00 AM	Scheduled Backup. All configuration and content.	Incremental.
<input type="checkbox"/>	✓	Nov 10, 2019 12:00 AM		Incremental.
<input type="checkbox"/>	✓	Nov 9, 2019 12:00 AM		Incremental.
<input type="checkbox"/>	✓	Nov 9, 2019 12:00 AM	Scheduled Backup. All configuration and content.	Incremental.
<input type="checkbox"/>	✓	Nov 8, 2019 12:00 AM	Scheduled Backup. All configuration and content.	Incremental.
<input type="checkbox"/>	✓	Nov 8, 2019 12:00 AM		Incremental.
<input type="checkbox"/>	✓	Nov 7, 2019 12:00 AM		Incremental.




Drive


 New


Priority


 **My Drive**


 Shared drives

---


 Shared with me

 Recent

 Starred


 Trash

---

 Storage

8.9 TB used

# Conclusion







plesk

vs



# Choose Option



Search...

## File Manager

Home directory

- > .git
- > .pki
- > .revisium\_antivirus\_cache
- > .ssh
- > .wp-cli
- > error\_docs
- > httpdocs
- > logs
- > snapshots

Upload New Copy Move Remove Extract Files Add to Archive More

Home directory

- Name ↑
- .git
- .pki
- .revisium\_antivirus\_cache
- .ssh
- .wp-cli
- error\_docs
- httpdocs
- logs
- snapshots
- .gitignore
- README.md

```
Last login: Mon Nov 18 11:19:52 2019 from 103.55.139.98
root@sre-lxd-master:~# lxc list
```

NAME	STATE	IPV4	IPV6	TYPE	SN
ikhwan-testing	STOPPED			PERSISTENT	0
multisite-rektorat	RUNNING	10.108.96.159 (eth0)	fd42:fd4b:d85d:71ad:216:3eff:fe3a:b857 (eth0)	PERSISTENT	5
ng-cust-alumnidonasi-72	RUNNING	10.108.96.210 (eth0)	fd42:fd4b:d85d:71ad:216:3eff:fe08:f4f5 (eth0)	PERSISTENT	4
ng-custom-tickets-websupport-56	RUNNING	10.108.96.151 (eth0)	fd42:fd4b:d85d:71ad:216:3eff:fefb:4ace (eth0)	PERSISTENT	4
ng-jom-pharmacist-pharmacy-56	RUNNING	10.108.96.105 (eth0)	fd42:fd4b:d85d:71ad:216:3eff:fe81:b4b (eth0)	PERSISTENT	4
ng-services-science-72	RUNNING	10.108.96.13 (eth0)	fd42:fd4b:d85d:71ad:216:3eff:fee7:74b5 (eth0)	PERSISTENT	4
ng-wp-2017-eduarchsia-56	RUNNING	10.108.96.223 (eth0)	fd42:fd4b:d85d:71ad:216:3eff:fe89:f8f2 (eth0)	PERSISTENT	4
ng-wp-architecture-56	RUNNING	10.108.96.245 (eth0)	fd42:fd4b:d85d:71ad:216:3eff:fe7c:9624 (eth0)	PERSISTENT	4
ng-wp-biohuki-fk-72	RUNNING	10.108.96.203 (eth0)	fd42:fd4b:d85d:71ad:216:3eff:fe81:badf (eth0)	PERSISTENT	4
ng-wp-conference-communication-72	RUNNING	10.108.96.193 (eth0)	fd42:fd4b:d85d:71ad:216:3eff:fe72:498b (eth0)	PERSISTENT	4
ng-wp-diploma-chemistry-72	RUNNING	10.108.96.56 (eth0)	fd42:fd4b:d85d:71ad:216:3eff:fe25:9c78 (eth0)	PERSISTENT	5

Configuration file is valid

plesk



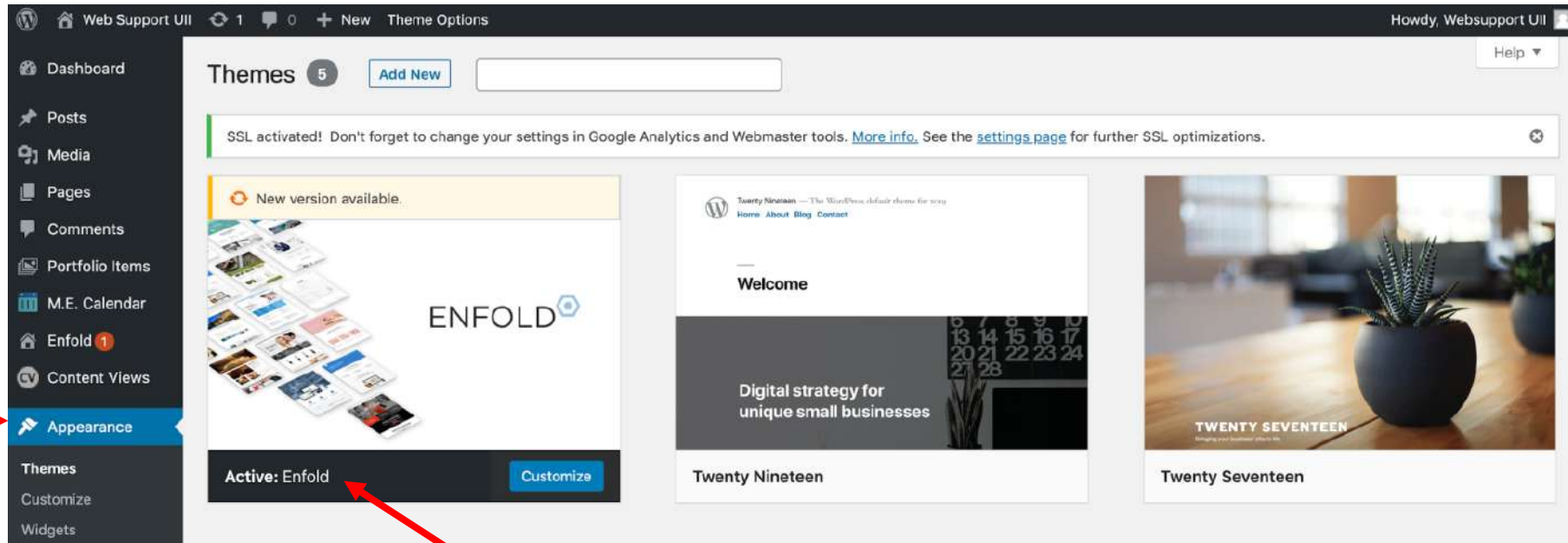


**WordPress** is an open source application that is very popular to be used as a blog engine. WordPress is built with the PHP programming language and MySQL database. PHP and MySQL, both are open source software (open source software). Aside from being a blog, WordPress also began to be used as a CMS (Content Management System) because of its ability to be modified and adapted to the needs of its users.

[Rilis stabil](#) 5.2.4 / 14 Oktober 2019

# Theme Enfold

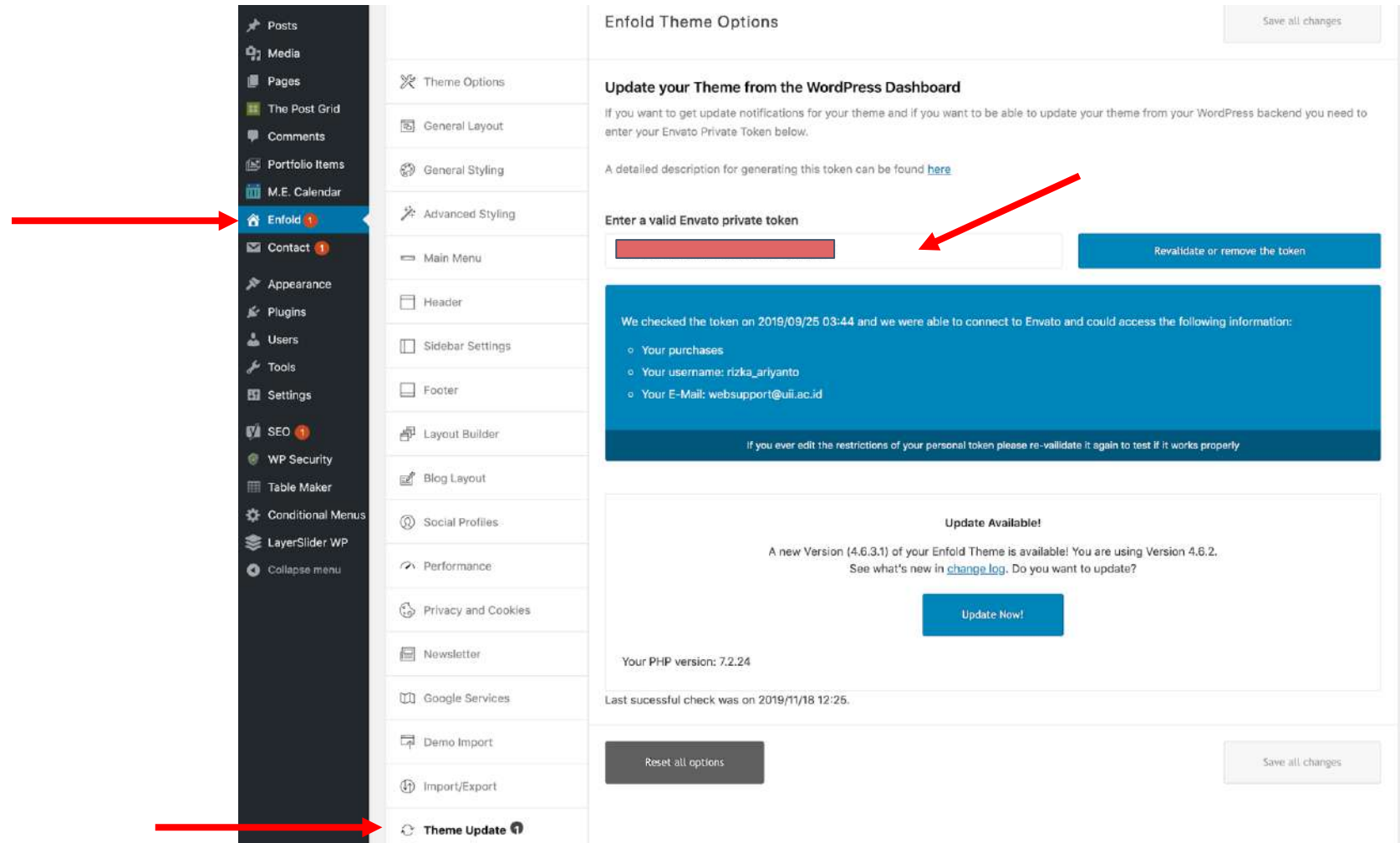
see the theme used



The screenshot shows the WordPress dashboard interface. On the left is a dark sidebar menu with the following items: Dashboard, Posts, Media, Pages, Comments, Portfolio Items, M.E. Calendar, Enfold (with a red notification icon), Content Views, Appearance (highlighted with a blue bar and a red arrow pointing to it), Themes, Customize, and Widgets. The main content area is titled 'Themes' and shows a notification for 'New version available.' Below this, three theme cards are displayed: 'Enfold' (labeled 'Active: Enfold' with a red arrow pointing to the text and a 'Customize' button), 'Twenty Nineteen', and 'Twenty Seventeen'. The top of the dashboard shows the site name 'Web Support UII', a user profile 'Howdy, Websupport UII', and a 'Help' dropdown menu.

# Update Theme Enfold

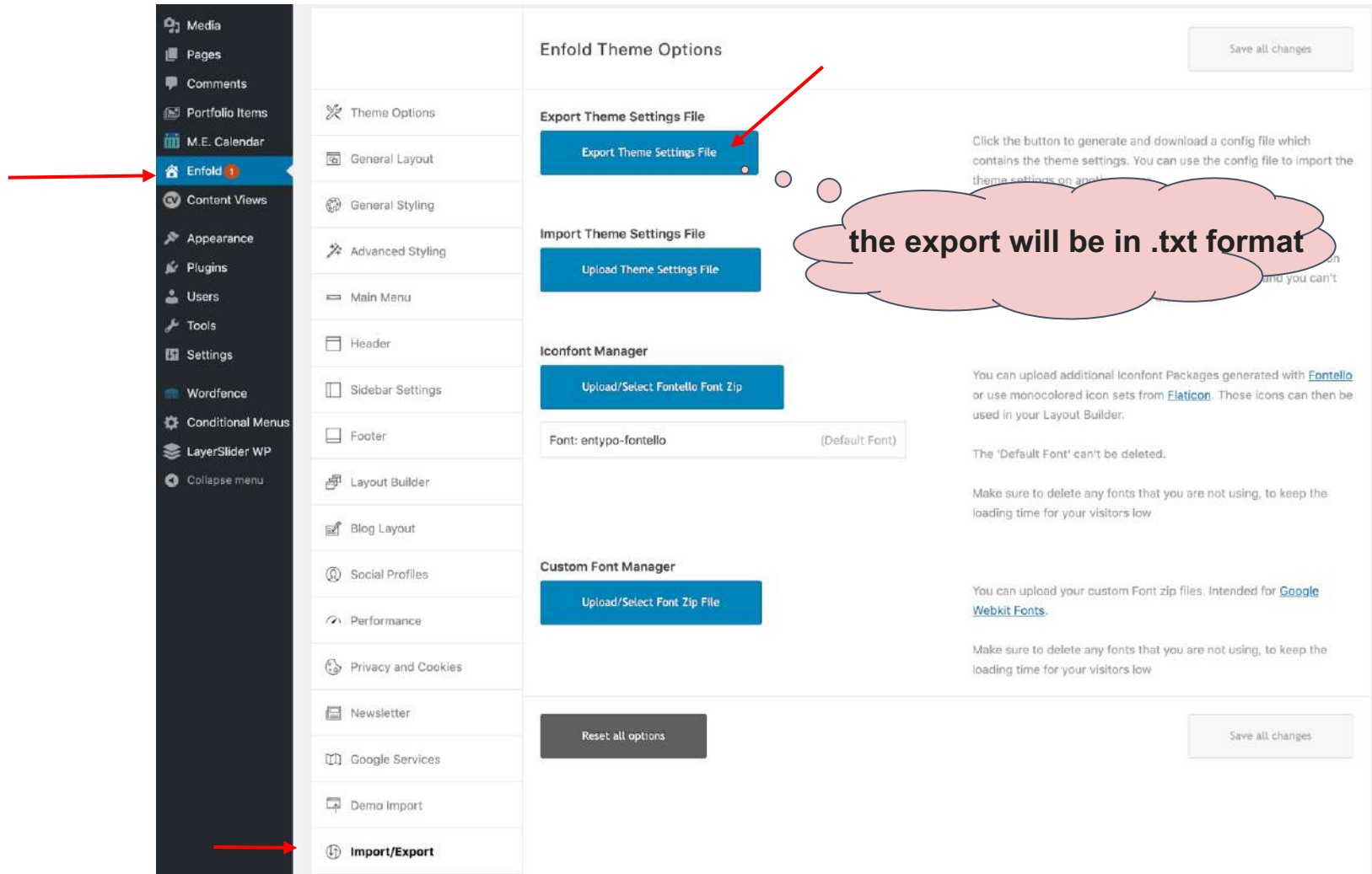
if there is an update a red number will appear



The screenshot displays the WordPress dashboard interface. On the left sidebar, the 'Enfold' menu item is highlighted with a red arrow and a red notification badge. At the bottom of the sidebar, the 'Theme Update' menu item is also highlighted with a red arrow and a red notification badge. The main content area shows the 'Enfold Theme Options' page. A red arrow points to the 'Enter a valid Envato private token' input field. Below this, a blue notification box states: 'We checked the token on 2019/09/25 03:44 and we were able to connect to Envato and could access the following information: Your purchases, Your username: rizka\_ariyanto, Your E-Mail: websupport@uii.ac.id'. Below this, another blue notification box states: 'Update Available! A new Version (4.6.3.1) of your Enfold Theme is available! You are using Version 4.6.2. See what's new in [change log](#). Do you want to update? Update Now!'. At the bottom of the page, there is a 'Reset all options' button and a 'Save all changes' button.

# Export Theme

if you want to export theme wordpress



The screenshot displays the WordPress dashboard for the Enfold theme. The left sidebar menu is visible, with 'Enfold' and 'Import/Export' highlighted by red arrows. The main content area shows the 'Enfold Theme Options' page. The 'Export Theme Settings File' button is highlighted by a red arrow. A pink thought bubble contains the text 'the export will be in .txt format'.

Enfold Theme Options

Export Theme Settings File

Export Theme Settings File

Import Theme Settings File

Upload Theme Settings File

Iconfont Manager

Upload/Select Fontello Font Zip

Font: entypo-fontello (Default Font)

Custom Font Manager

Upload/Select Font Zip File

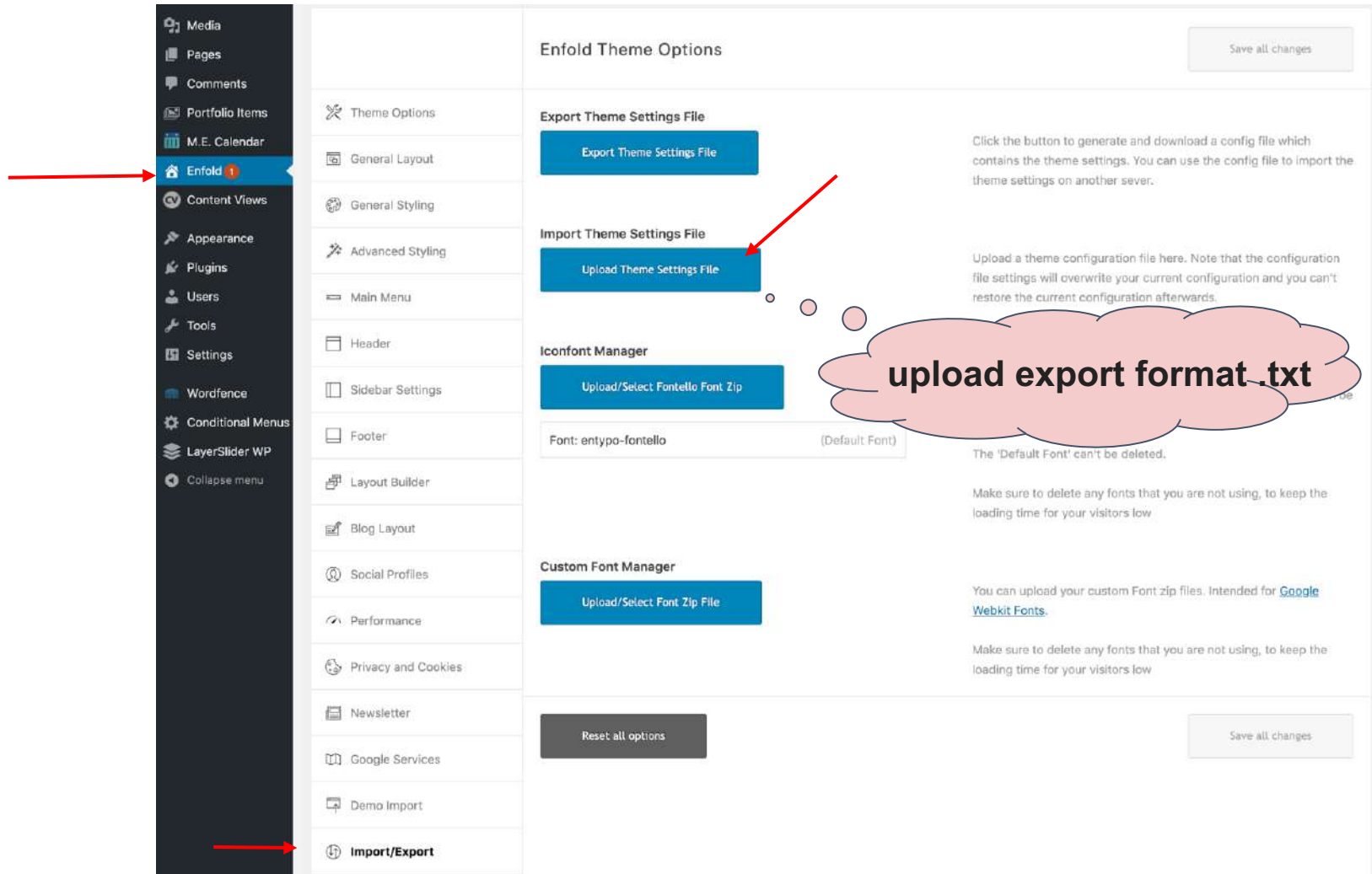
Reset all options

Save all changes

the export will be in .txt format

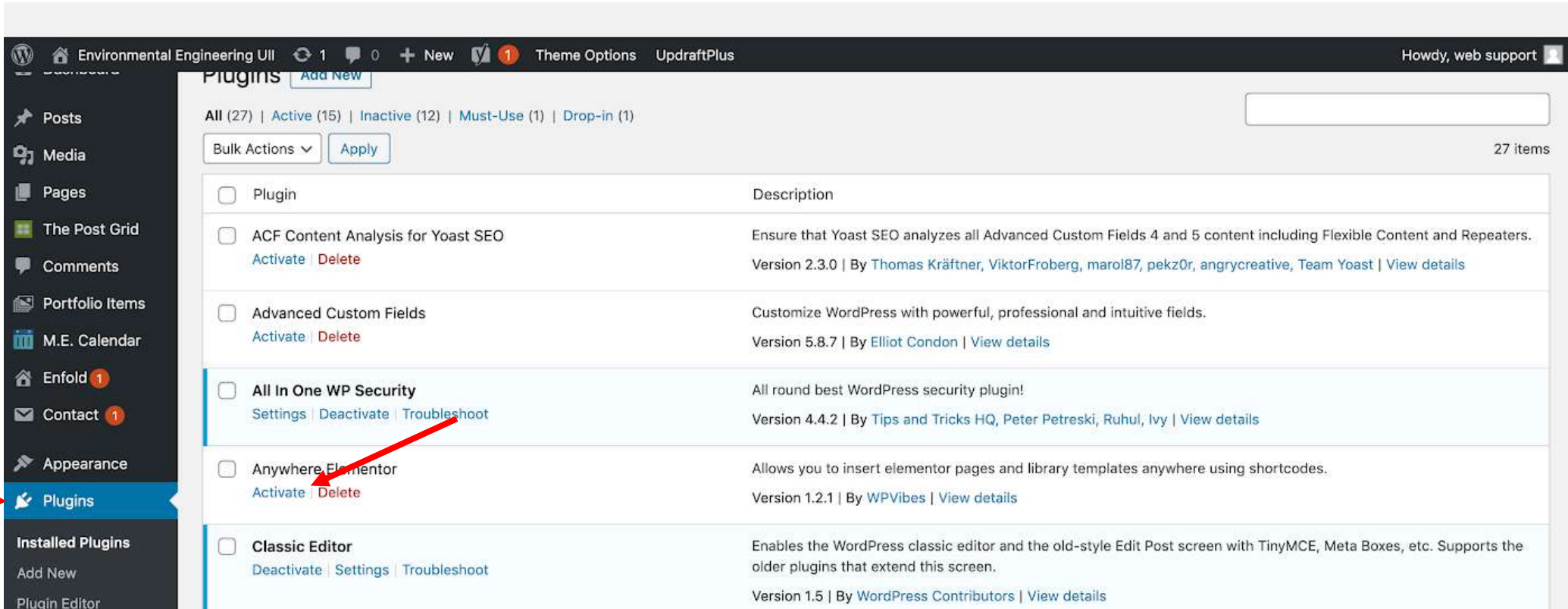
# Import Theme

if you want to import theme wordpress



The screenshot displays the WordPress dashboard for the Enfold theme. The left sidebar menu is visible, with 'Enfold' and 'Import/Export' highlighted by red arrows. The main content area shows the 'Enfold Theme Options' page, which includes sections for 'Export Theme Settings File', 'Import Theme Settings File', 'Iconfont Manager', and 'Custom Font Manager'. A red arrow points to the 'Upload Theme Settings File' button in the 'Import Theme Settings File' section. A pink thought bubble contains the text 'upload export format .txt'.





Environmental Engineering UII | 1 | 0 | + New | 1 | Theme Options | UpdraftPlus | Howdy, web support

## Plugins

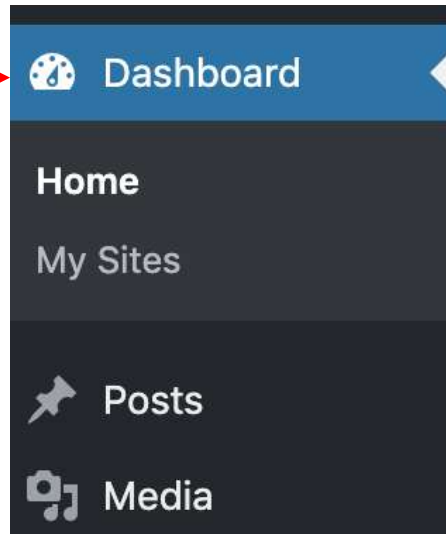
All (27) | Active (15) | Inactive (12) | Must-Use (1) | Drop-in (1)

Bulk Actions | Apply | 27 items

<input type="checkbox"/>	Plugin	Description
<input type="checkbox"/>	ACF Content Analysis for Yoast SEO <a href="#">Activate</a> <a href="#">Delete</a>	Ensure that Yoast SEO analyzes all Advanced Custom Fields 4 and 5 content including Flexible Content and Repeaters. Version 2.3.0   By <a href="#">Thomas Kräftner</a> , <a href="#">ViktorFroberg</a> , <a href="#">marol87</a> , <a href="#">pekz0r</a> , <a href="#">angrycreative</a> , <a href="#">Team Yoast</a>   <a href="#">View details</a>
<input type="checkbox"/>	Advanced Custom Fields <a href="#">Activate</a> <a href="#">Delete</a>	Customize WordPress with powerful, professional and intuitive fields. Version 5.8.7   By <a href="#">Elliot Condon</a>   <a href="#">View details</a>
<input type="checkbox"/>	<b>All In One WP Security</b> <a href="#">Settings</a>   <a href="#">Deactivate</a>   <a href="#">Troubleshoot</a>	All round best WordPress security plugin! Version 4.4.2   By <a href="#">Tips and Tricks HQ</a> , <a href="#">Peter Petreski</a> , <a href="#">Ruhul</a> , <a href="#">Ivy</a>   <a href="#">View details</a>
<input type="checkbox"/>	Anywhere, Elementor <a href="#">Activate</a> <a href="#">Delete</a>	Allows you to insert elementor pages and library templates anywhere using shortcodes. Version 1.2.1   By <a href="#">WPVibes</a>   <a href="#">View details</a>
<input type="checkbox"/>	Classic Editor <a href="#">Deactivate</a>   <a href="#">Settings</a>   <a href="#">Troubleshoot</a>	Enables the WordPress classic editor and the old-style Edit Post screen with TinyMCE, Meta Boxes, etc. Supports the older plugins that extend this screen. Version 1.5   By <a href="#">WordPress Contributors</a>   <a href="#">View details</a>

# Update Wordpress

if you want to do an update, you must always backup first



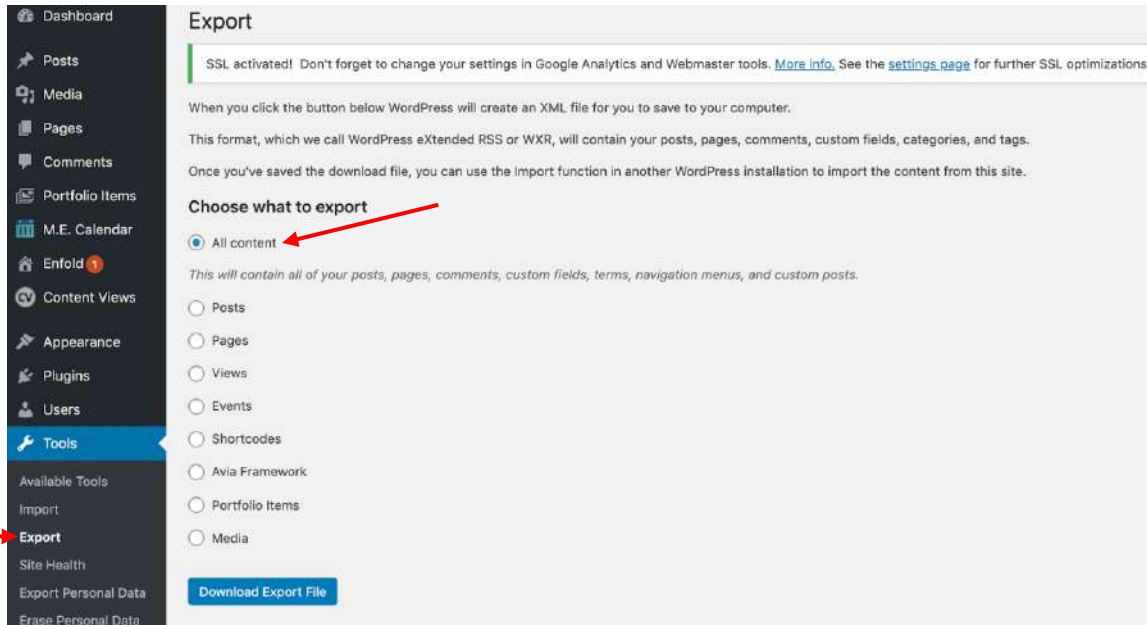
WordPress 5.3 is available! [Please update now.](#)

Dashboard

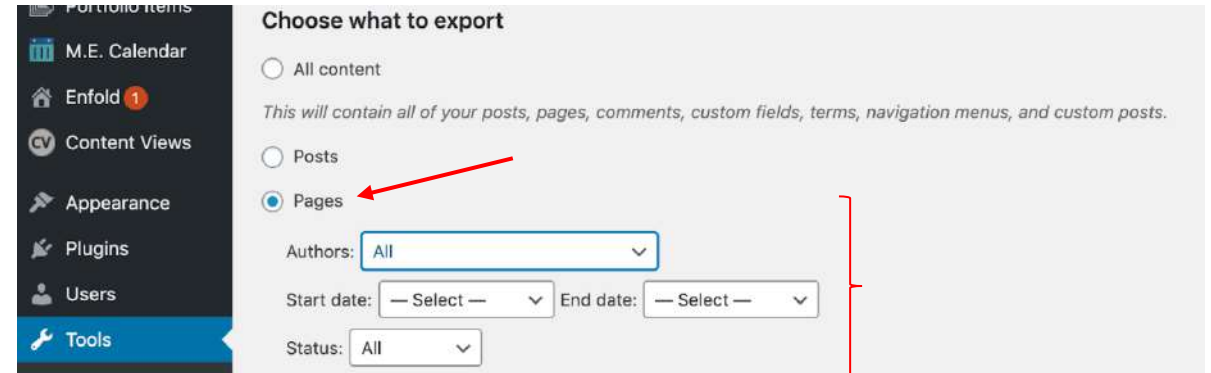
# Export Wordpress

if you want to export data or display from wordpress

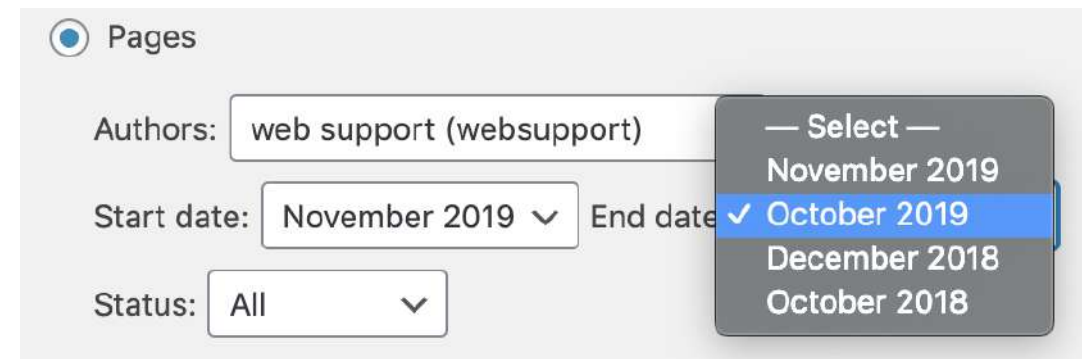
1



2



3

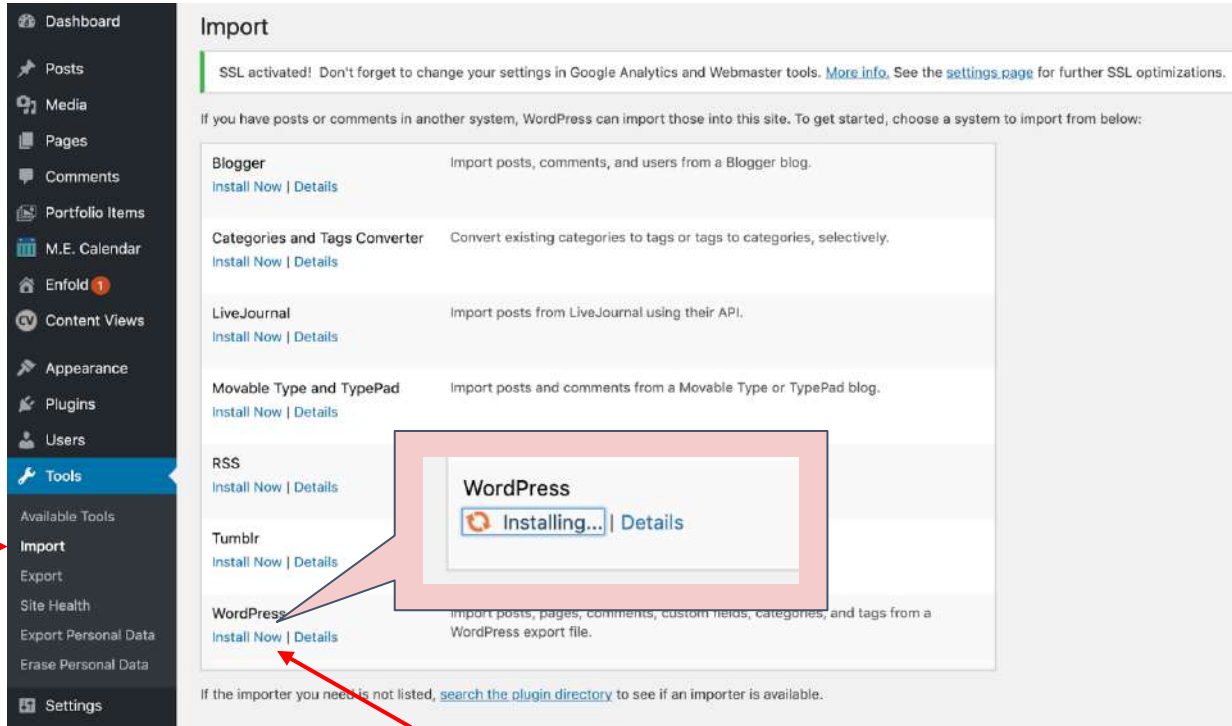


file format will be .txt

# Import Wordpress

if you want to import data or display from wordpress

1



Dashboard

- Posts
- Media
- Pages
- Comments
- Portfolio Items
- M.E. Calendar
- Enfold 1
- Content Views
- Appearance
- Plugins
- Users
- Tools**
- Available Tools
- Import**
- Export
- Site Health
- Export Personal Data
- Erase Personal Data
- Settings

## Import

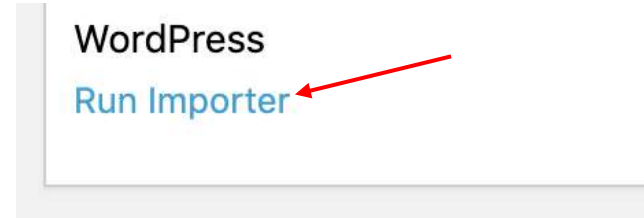
SSL activated! Don't forget to change your settings in Google Analytics and Webmaster tools. [More info](#). See the [settings page](#) for further SSL optimizations.

If you have posts or comments in another system, WordPress can import those into this site. To get started, choose a system to import from below:

<b>Blogger</b> <a href="#">Install Now</a>   <a href="#">Details</a>	Import posts, comments, and users from a Blogger blog.
<b>Categories and Tags Converter</b> <a href="#">Install Now</a>   <a href="#">Details</a>	Convert existing categories to tags or tags to categories, selectively.
<b>LiveJournal</b> <a href="#">Install Now</a>   <a href="#">Details</a>	Import posts from LiveJournal using their API.
<b>Movable Type and TypePad</b> <a href="#">Install Now</a>   <a href="#">Details</a>	Import posts and comments from a Movable Type or TypePad blog.
<b>RSS</b> <a href="#">Install Now</a>   <a href="#">Details</a>	
<b>Tumblr</b> <a href="#">Install Now</a>   <a href="#">Details</a>	
<b>WordPress</b> <a href="#">Install Now</a>   <a href="#">Details</a>	Import posts, pages, comments, custom fields, categories, and tags from a WordPress export file.

If the importer you need is not listed, [search the plugin directory](#) to see if an importer is available.

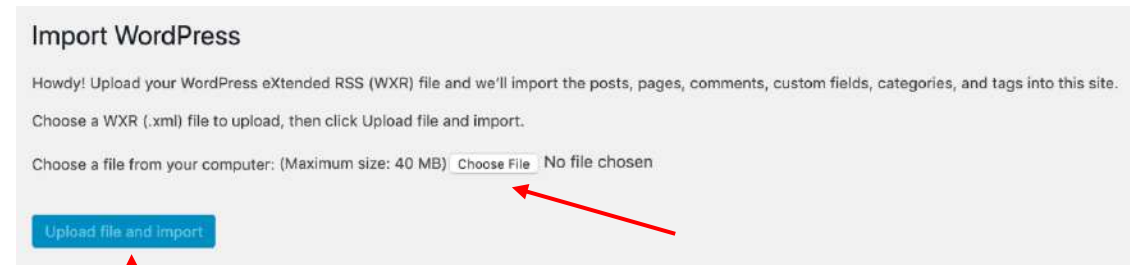
2



## WordPress

[Run Importer](#)

3



## Import WordPress

Howdy! Upload your WordPress eXtended RSS (WXR) file and we'll import the posts, pages, comments, custom fields, categories, and tags into this site.

Choose a WXR (.xml) file to upload, then click Upload file and import.

Choose a file from your computer: (Maximum size: 40 MB)  No file chosen

[Upload file and import](#)

# Thank You and Questions

